

# DATA NEEDS FOR TRANSPORTATION MODELING


*Bringing it*



*all together*




*Presenter: Mr. Bob Dickinson  
South East Texas Regional Planning Commission*



# Types of Data

- Socio-Economic Data
- Highway Network Data
- Attainment Areas – 5 Year Cycle
- Non-attainment Areas – 3 Year Cycle






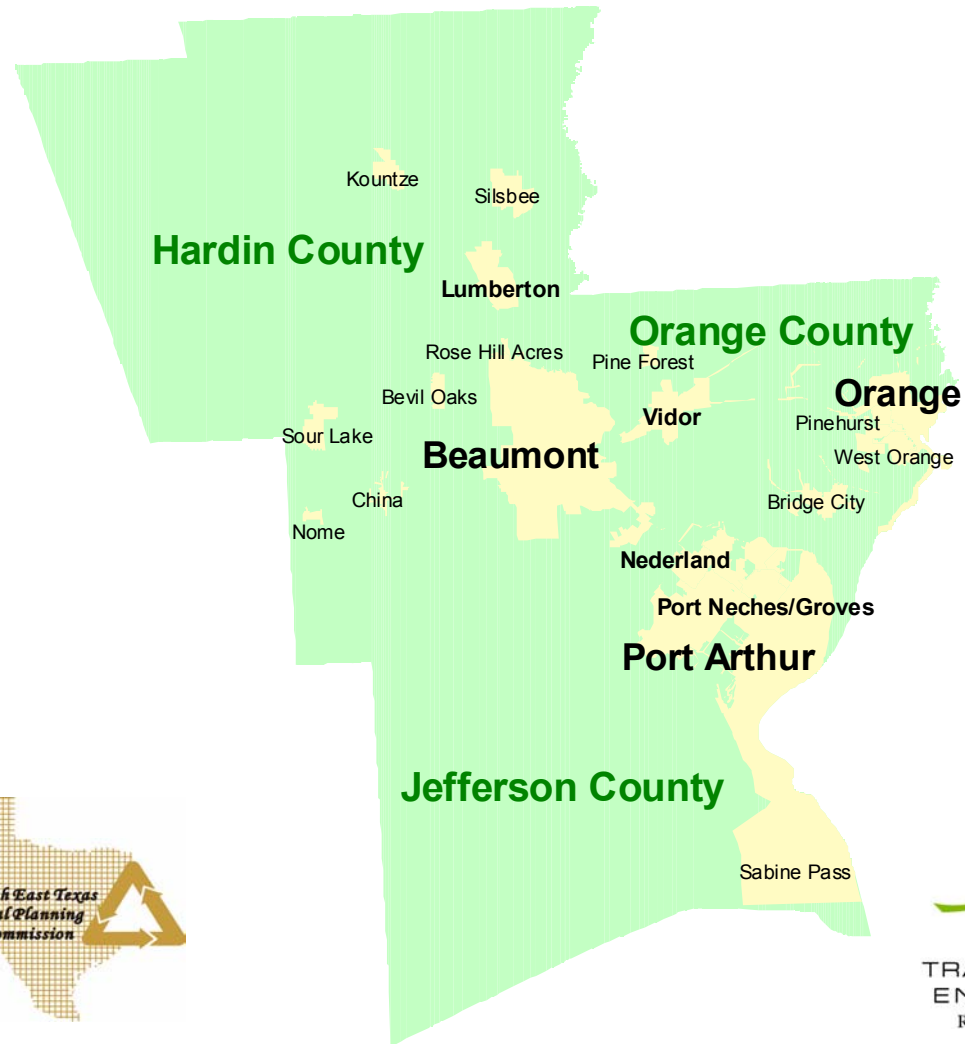
# South East Texas Regional Planning Commission


- We are considered a small MPO (under 200,000 population)
- We cover a three county area due to our non-attainment status
- Transportation Staff is a Director and 1-2 planners





# Hardin – Jefferson – Orange






# Texas Department of Transportation (TxDOT)

- Runs travel demand models for 22 of 25 MPOs
- Has limited modeling staff
- Works with MPOs to collect data but MPOs are responsible
- Works with MPOs to perform travel surveys






# Socio-Economic Data

- Socio-economic data collection is labor intensive and time consuming
- Past experience has been both good and bad
- Don't assume that the data is readily available
- Privacy and confidentiality are important






# Socio-Economic Data (cont)

- Obtaining release of data is problematic
- TxDOT helps obtain data
- Data must still be verified for accuracy
- Consultants can help but number of consultants is shrinking
- Texas Transportation Institute (TTI) is performing a study






# Highway Network Data

- Our network is relatively small
- “Drive out” the network annually
- Requires MPO staff time & TxDOT staff time
- TxDOT responsible for functional class and facility type data
- Helps us meet federal requirement to publish an annual list of completed projects






# Managing Our Time

- Due to limited staff, limited funds and the three year cycle, we created a timeline
- Under normal circumstances, all of our time is programmed
- In the middle of our timeline, we had a 5 month hold due to a federal court ruling
- Our conformity clock was still running
- Approximately 5 months from a conformity lapse






# Managing Our Time (cont)

- Due to the delay in defining our air quality status, we are now building two sets of travel demand model data
- One set of socio-economic and network data for a 2007 attainment date
- One set of socio-economic and network data for a Build/No Build situation






# Solutions

- Planning for your time and resources is paramount
- If something can go wrong it will
- Working with other agencies to schedule their staff for “your challenges” is important





# Contact Information

Mr. Bob Dickinson, Director  
Transportation and Environmental Resources

South East Texas Regional Planning Commission  
2210 Eastex Freeway  
Beaumont, TX 77703  
409-899-8444 ext. 251  
[bdickinson@setprc.org](mailto:bdickinson@setprc.org)

