

North Bay Fires: Lessons Learned

Julie Pierce, Councilmember, City of Clayton

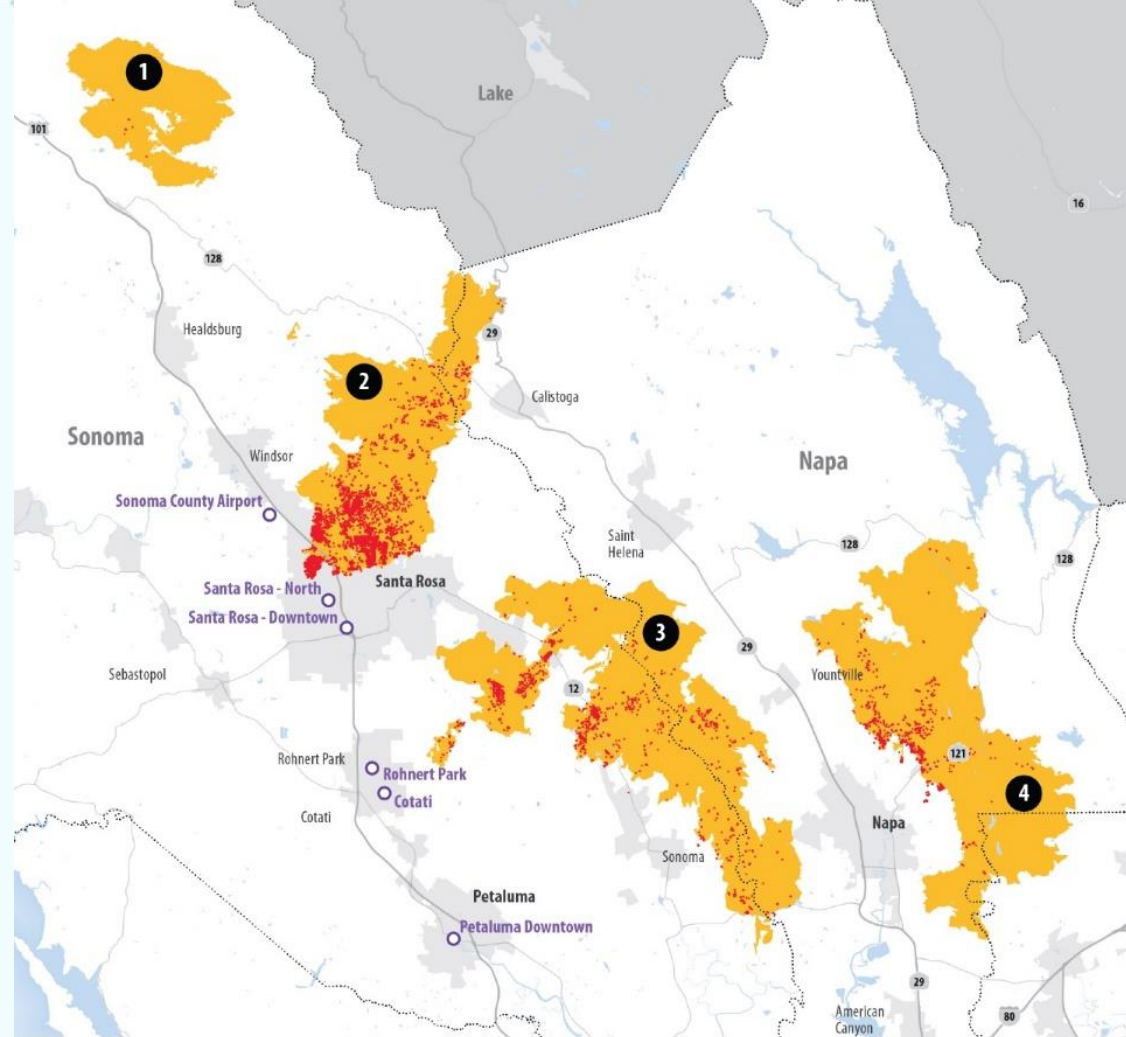
Representative, Association of Bay Area Governments Regional Planning Committee
Commissioner, Metropolitan Transportation Commission

June 4, 2018

National Association of Regional Councils
Annual Conference

Fire Impacts

- In Napa, Sonoma, and Solano Counties:
 - 164,000 acres burned
 - 40 lives lost
 - 6,200 homed destroyed
 - 1,800 other structures destroyed



Source: Quakenbush, Gary. "Economic impact of the Napa, Sonoma, Mendocino fires" *North Bay Business Journal* 16 October 2017. Web. 25 May 2018.



2017 North Bay Wildfire Affected Areas

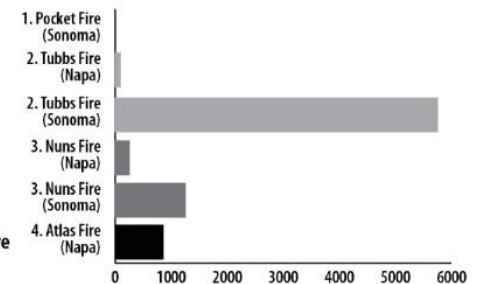
Damaged or Destroyed Structures within Fire Perimeter SMART Rail Stations

Structures reported as damaged or destroyed are as of October 24, 2017

Wildfire Perimeters

- 1 Pocket Fire 2 Tubbs Fire 3 Nuns Fire 4 Atlas Fire

Total Damaged or Destroyed Structures within Fire Perimeters



Source: CalFire Statewide Fire Map 2017; MTC/ABAG
Map Author: JC October 2017

Economic Impacts

- **Costs to City of Santa Rosa:**

- \$111 million reimbursement request to FEMA
 - At least \$43 million for tainted water system in Fountaingrove
- \$62 million budget increase in next year's budget
 - \$14.4 million hit to general fund

Source: McCallum, Kevin. "Santa Rosa braces for unprecedented budget increase after fires" *The Press Democrat* 17 April 2018. Web. 25 May 2018.

- **Insurance Claims (Sonoma County):**

- 14,692 residential claims totaling \$6.8 billion
- 1,772 commercial claims totaling \$781 million
- Total insured losses (residential, commercial, auto, other) totaling **nearly \$10 billion**

Source: "Wildfires' Wake: Tracking progress, pain 6 months later" *SF Gate* 7 April 2018. Web. 25 May 2018.

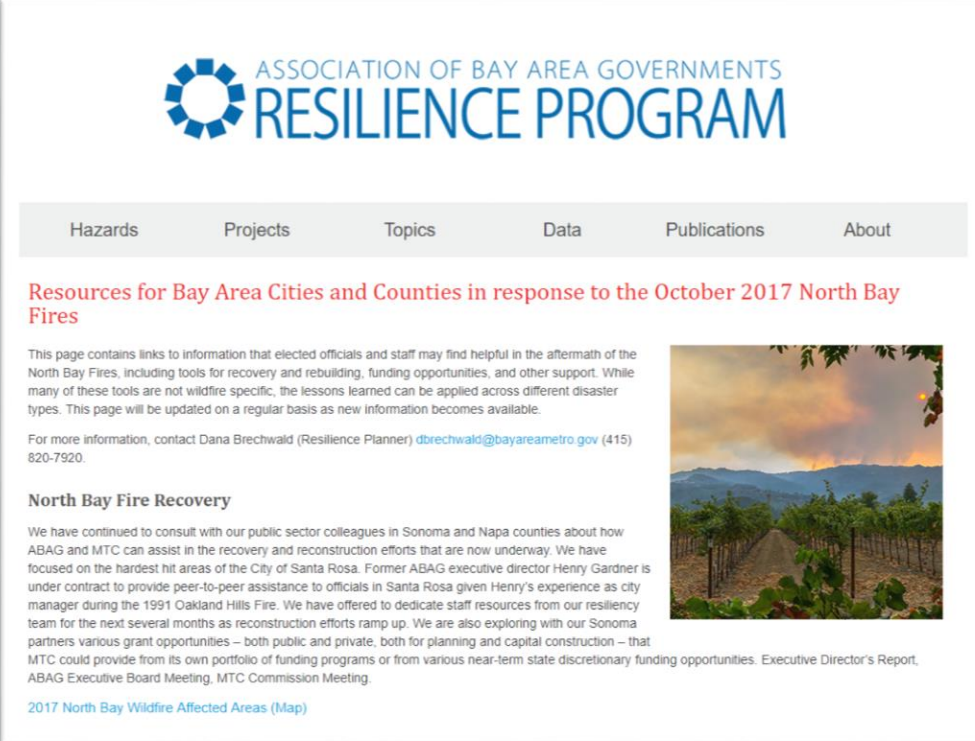
Emergency Response and Mutual Aid

- **11,000 firefighters**
- **500 law enforcement personnel**
- **1,000 fire engines, 30 air tankers, 73 helicopters**
 - 177 fire engines from out of state mutual aid
- **2,000 soldiers and airmen from California National Guard**
- **Mutual aid came from local cities/counties, Southern California, Nevada, and Oregon**

Source: "October 2017 California Wildfires" *Wildfirerecovery.org* Web. 25 May 2018.

ABAG Response

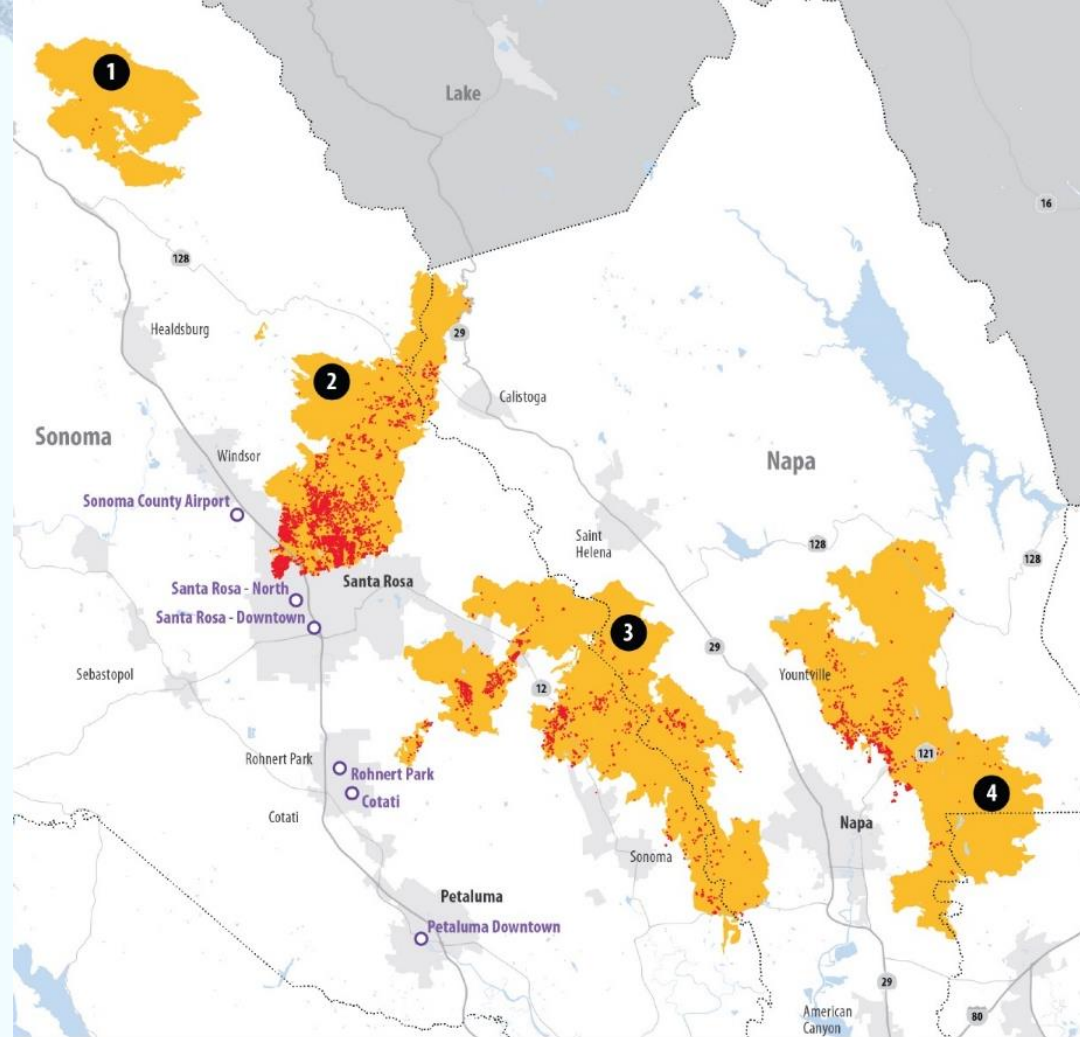
- **Resilience Program fire resources page**
 - Best practice tools for recovery and rebuilding
- **Executives and staff attended several meetings with City of Santa Rosa and Sonoma County**
- **Provided consultant support through Henry Gardner, former ABAG Executive Director and City of Oakland City Manager to assist Santa Rosa City Manger's Office**



The screenshot displays the ABAG Resilience Program website. At the top, the logo features a blue gear icon next to the text "ASSOCIATION OF BAY AREA GOVERNMENTS RESILIENCE PROGRAM". Below the logo is a navigation bar with tabs for "Hazards", "Projects", "Topics", "Data", "Publications", and "About". The main content area features a red headline: "Resources for Bay Area Cities and Counties in response to the October 2017 North Bay Fires". Below this, a paragraph states: "This page contains links to information that elected officials and staff may find helpful in the aftermath of the North Bay Fires, including tools for recovery and rebuilding, funding opportunities, and other support. While many of these tools are not wildfire specific, the lessons learned can be applied across different disaster types. This page will be updated on a regular basis as new information becomes available." A contact line follows: "For more information, contact Dana Brechwald (Resilience Planner) dbrechwald@bayareametro.gov (415) 820-7920." The article title "North Bay Fire Recovery" is followed by a paragraph: "We have continued to consult with our public sector colleagues in Sonoma and Napa counties about how ABAG and MTC can assist in the recovery and reconstruction efforts that are now underway. We have focused on the hardest hit areas of the City of Santa Rosa. Former ABAG executive director Henry Gardner is under contract to provide peer-to-peer assistance to officials in Santa Rosa given Henry's experience as city manager during the 1991 Oakland Hills Fire. We have offered to dedicate staff resources from our resiliency team for the next several months as reconstruction efforts ramp up. We are also exploring with our Sonoma partners various grant opportunities – both public and private, both for planning and capital construction – that MTC could provide from its own portfolio of funding programs or from various near-term state discretionary funding opportunities. Executive Director's Report, ABAG Executive Board Meeting, MTC Commission Meeting." At the bottom of the article is a link: "[2017 North Bay Wildfire Affected Areas \(Map\)](#)". To the right of the text is a photograph of a vineyard with a large pile of mulch in the foreground, set against a backdrop of mountains under a cloudy sky.

ABAG Response

- After Fire Elected Officials Tour
- Mapping and analysis
 - RHNA & housing rebuilding
 - Pipeline project analysis
 - ADU permitting support
 - Energy efficiency for rebuilding
- Assistance with local planning, grant identification and application, legislation options, and local policy tool options



2017 North Bay Wildfire Affected Areas

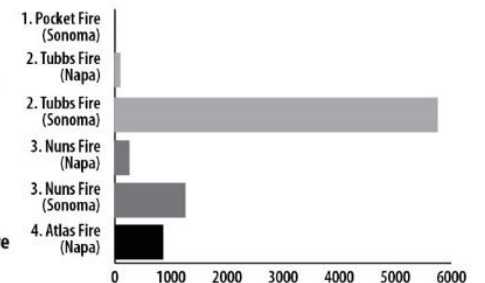
Damaged or Destroyed Structures within Fire Perimeter SMART Rail Stations

Structures reported as damaged or destroyed are as of October 24, 2017

Wildfire Perimeters

1 Pocket Fire **2** Tubbs Fire **3** Nuns Fire **4** Atlas Fire

Total Damaged or Destroyed Structures within Fire Perimeters



Source: CalFire Statewide Fire Map 2017; MTC/ABAG
Map Author: JC October 2017

Lessons Learned

- **Document costs for FEMA reimbursements carefully and thoroughly**
- **Take care of renters, not just homeowners**
- **Consider legislative tools like tax increment financing, CEQA relief**